

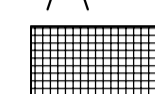

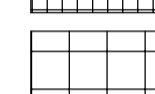
COMUNE DI MONTALE
 PROVINCIA DI PISTOIA
PIANO REGOLATORE GENERALE
 (Legge 17/08/1942 n. 1150)

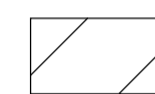
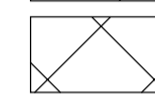
PREVISIONI
SUDDIVISIONE DEL TERRITORIO COMUNALE IN ZONE OMOGENEE
 (D. M. 02/04/1968 n. 1444) *Scala 1 : 2000*




PROGETTISTA: ARCH. GIANNINO BIAGGINI

Data :		II	Progettista	II	Sindaco
					TAV. N. 3

LEGENDA:

- A ZONE DEGLI INSEDIAMENTI STORICI**
 Art. 28 Norme di Attuazione
-  A1.1 Zone di particolare interesse storico-artistico
 -  A1.2 Zone di interesse storico-testimoniale
 -  A2 Zone integrative delle A1.1 e A1.2

- E ZONE AGRICOLE**
 Art. 43 Norme di Attuazione
-  E1.1 Normali
 -  E1.2 Di pregio ambientale

- F ZONE PER SERVIZI DI INTERESSE GENERALE**
 Art. 44 Norme di Attuazione
-  F1.6 Parcheggio
 -  Parcheggio
 -  F2.3 Verde urbano e territoriale

