

COMUNE DI MONTALE
 PROVINCIA DI PISTOIA
PIANO REGOLATORE GENERALE
 (Legge 17/08/1942 n. 1150)

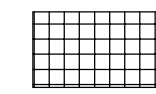
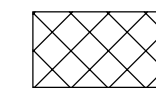

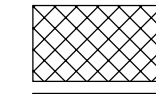

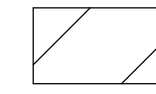
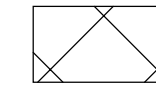
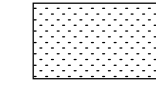
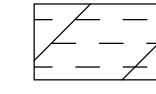
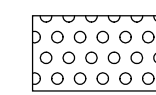

PREVISIONI
SUDDIVISIONE DEL TERRITORIO COMUNALE IN ZONE OMOGENEE
 (D. M. 02/04/1968 n. 1444) Scala 1 : 2000

PROGETTISTA: ARCH. GIANNINO BIAGGINI

TAV. N.
7

Data : Il Progettista Il Sindaco

LEGENDA:

- A ZONE DEGLI INSEDIAMENTI STORICI**
 Art. 26 Norme di Attuazione
-  A1.2 Zone di interesse storico-testimoniale
- D ZONE PRODUTTIVE**
-  D1.3 Art. 34  Edificio industriale in zona impropria
 -  D1.4 Art. 34 Artigianali di completamento
 -  D1.8 Art. 35 Attrezzature tecniche
- E ZONE AGRICOLE**
 Art. 43 Norme di Attuazione
-  E1.1 Normali
 -  E1.2 Di pregio ambientale
 -  E2.2 Di rispetto
 -  E2.3 Cassa di espansione
- F ZONE PER SERVIZI DI INTERESSE GENERALE**
 Art. 44 Norme di Attuazione
-  F1.5 Verde sportivo  Verde sportivo privato

